

MANUAL SWITCHES PLACED DIRECTLY OUTSIDE
BOILER OR GENERATOR ROOMS OR REMOTE
EMERGENCY STOP BUTTONS LOCATED NEARBY
THE ROOMS ARE REQUIRED.

AN ACCESSIBLE MANUAL OR AUTOMATED
EMERGENCY STOP POWER SWITCH AND GAS
STOP VALVE ARE REQUIRED IN ALL KITCHENS

FIRE ALARM ZONE PER FLOOR WITH
STAIRWELLS TO BE ON THEIR OWN ZONE




















THE CONTRACTOR IS TO PROVIDE ALL
INDUCTION LOOPS INCLUDING INSTALLATION
AND NECESSARY EQUIPMENT AS INDICATED
ON THE E200 SERIES DRAWINGS

THIS CONTRACT IS TO INCLUDE FOR THREE
NUMBER PORTABLE INDUCTION LOOPS FOR
RECEPTION AND MEET AND GREET GROUND
AND FIRST AND INDUCTION TAPE LOOP
WITHIN ALL THE MEETING ROOMS.

A RECEPTION PORTABLE LOOP WILL BE
 INSTALLED AT THE RECEPTION AND MEET AND
 GREET DESKS AS INDICATED ON THE
 DRAWING AND IN ACCORDANCE WITH
 MANUFACTURES INSTRUCTION AND THE
 ELECTRICAL CONTRACTOR IS TO CO-ORDINATE
 THE FINAL INSTALLATION WITH THE DESK
 MANUFACTURE - FF&E.

THE COMPLETE SYSTEM SHALL BE TESTED AND COMMISSIONED BY THE SPECIALIST SUB-CONTRACTOR IN ACCORDANCE WITH IEC 60118-4 AND A TYPED/CERTIFIED CERTIFICATE OF COMPLIANCE WILL BE PROVIDED.

FIRE ALARM AND DDA LEGEND

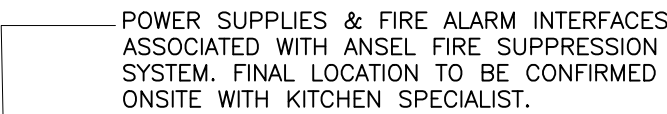
-  HEAT DETECTOR
-  COMBINED HEAT DETECTOR, SOUNDER & VAD
-  SMOKE DETECTOR
-  SMOKE DETECTOR LOCATED IN CEILING VOID WITH REMOTE INDICATOR
-  COMBINED SMOKE DETECTOR, SOUNDER & VAD
-  OPTICAL SMOKE/HEAT MULTISENSOR, SOUNDER, VAD FIRE ALARM HEAD.
-  MANUAL CALL POINT WITH LOCAL TEST
-  FIREMANS MIMIC SMOKE VENT CONTROL
-  WALL/CEILING MOUNTED SOUNDER VAD.
-  FIRE ALARM PANEL.
-  FIRE ALARM REPEATER PANEL.
-  REFUGE OUTSTATION.
-  MAIN REFUGE INTERCOM
-  DOOR HOLD OPEN DEVICES.
-  MAINS POWERED INTERFACE TO THE FIRE ALARM SYSTEM.
-  BED SIDE ALARM CALL
-  DISABLED TOILET RESET BUTTON
-  PULLDOOR ALARM
-  DC DISABLED ALARM PANEL

TO BE CO-ORDINATED AND AGREED ON SITE
BETWEEN THE ELECTRICAL AND MECHANICAL
ENGINEER.

SMOKE DETECTION WILL BE PROVIDED IN ALL
CEILING VOIDS 800MM AND GREATER

PRESENCE OF A FIRE DETECTION AND ALARM SYSTEM: MANUAL CALL POINTS, AUTOMATIC SMOKE/FIRE DETECTION DEVICES THROUGHOUT THE BUILDING (IN ALL AREAS AND CIRCULATION ROUTES INCLUDING GUEST ROOMS, STAIRCASES, CEILING CAVITIES OF 800MM AND ABOVE, PLANT ROOMS ETC.) ALARMS INSTALLED IN ALL AREAS AND PERCEPTIBLE BY ALL OCCUPANTS, INTERLINKED WITH FIRE PROTECTION SYSTEM.

INSTALLATION USING A POWER SOURCE (GAS, LIQUID, SOLID, ELECTRIC) SHALL HAVE MANUAL SWITCHES TO CUT POWER SUPPLIES, VISIBLE AND ACCESSIBLE FROM OUTSIDE THE BUILDING OR AN EMERGENCY STOP BUTTON LOCATED NEAR THE MAIN ENTRANCE OF THE PREMISES ARE REQUIRED.



POWER SUPPLIES & FIRE ALARM
INTERFACES ASSOCIATED WITH GAS
DETECTION SYSTEM & GAS SOLENOID
SHUTOFF VALVE. FINAL LOCATION TO BE
CONFIRMED ONSITE.

REMOTE INDICATION OF MAINS/GENERATOR
SUPPLY TO FIRE FIGHTING LIFT.
- GREEN INDICATES MAINS _____
- RED INDICATES GENERATOR _____

Landscaped
Area







SMOKE DETECTORS SHALL BE POSITIONED
IN ALL LIFT PITS WITH ALL MOTIVE
EQUIPMENT INTERLINKING TO THE FIRE
ALARM SYSTEM VIA INTERFACE UNITS INT

SMOKE DETECTORS SHALL BE POSITIONED
IN ALL LIFT PITS WITH ALL MOTIVE
EQUIPMENT INTERLINKING TO THE FIRE
ALARM SYSTEM VIA INTERFACE UNITS (INT)

MAIN FIRE ALARM PANEL - F.L.T.B.A

SUPPLIES TO AUTOMATIC DOORS IN CEILING VOID
WITH ASSOCIATED FIRE ALARM INTERFACES, 2No. 8
CORE CONTROL CABLING FROM EACH DOOR TO
BEHIND RECEPTION UNDER THIS CONTRACT, TO BE
ON CIRCUIT CONTROLLER BY OTHERS.

ALARM INDICATORS

- | | | | |
|---|-----------|---|--------------|
|  | INTRUD. |  | REFUGE ALARM |
|  | DIS.ALARM |  | GENERATOR |
|  | FIRE |  | BMS |

ALL DEAF ALERTER TRANSMITTER/AERIAL ARRANGEMENTS
DEEMED NECESSARY BY THE SPECIALIST SUB-CONTRACTOR
ARE TO BE INCLUDED WITHIN THIS TENDER ENSURING
SATISFACTORY COMMUNICATION.
EXACT LOCATION OF ASSOCIATED EQUIP TO BE DETERMINED
DEAF ALERTER AERIALS INSTALLED IN ROOF PLANT ROOM.
(T.B.A) EXACT LOCATION TO BE DETERMINED AFTER SITE
TESTS.
STAFF PAGING SYSTEM (5NR. DEVICES)

STAFF PAGING SYSTEM (5NR. DEVICES)

INCLUDE ALL NECESSARY OFFSETS OF SERVICES IN CEILING VOIDS, SERVICE DUCTS AND ALL OTHER AREAS TO ACHIEVE CROSSOVERS AND CO-ORDINATION OF MECHANICAL AND ELECTRICAL SERVICES.

T2	16.09.19	TENDER DESIGN UPDATE	LW	POM
T1	APR 19	TENDER ISSUE	LW	POM
REV	DATE	DESCRIPTION	DR	CK

Caldwell

ARCHITECT
CONSARC

JOB
RENFREW STREET, GLASGOW
MALDRON HOTEL

DRAWING
ELECTRICAL SERVICES INSTALLATION

FIRE ALARM AND DDA SPECIALIST SYSTEMS

GROUND FLOOR PLAN

DRAWING No./REVISION
3840/E300

T2

SCALE/PRINTED AT 1:100@A1	DATE APR 19	DRAWN BP	CHECKED LW
UNIT 6 FORESTGROVE BUSINESS PARK NEWTOWNBREA BELFAST BT8 6AW		TEL: 02890699720 FAX: 02890641625 EMAIL: admin@coldwellconsulting.net	